



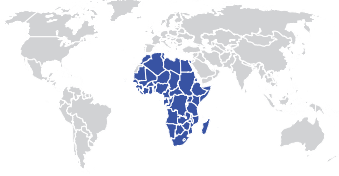
*Inspiring youth*  
to  
*create a better world*

# 2025 BANGKOK CONFERENCE MATRIX

## MIDDLE SCHOOL



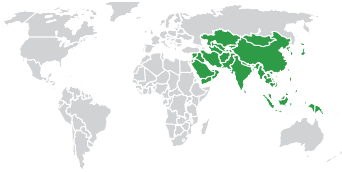
**AFRICAN GROUP**



**UN MEMBER STATE (SHORT NAME)**

COMMITTEES		
Number of Delegates per Committee		
DISEC	WHO	Max MS Delegates
Angola		2
Burundi	2	2
Central African Republic	2	4
Côte d'Ivoire	2	2
Ethiopia		2
Gambia		2
Kenya	2	2
Mozambique	2	4
South Africa	2	4
Uganda	2	2
Zambia		2

**ASIA-PACIFIC GROUP**



**UN MEMBER STATE (SHORT NAME)**

COMMITTEES		
Number of Delegates per Committee		
DISEC	WHO	Max MS Delegates
Bangladesh		2
Cambodia	2	2
Cyprus		2
India	2	2
Japan	2	4
Malaysia	2	2
Pakistan		2
Saudi Arabia	2	4
South Korea (Republic of Korea)	2	4
United Arab Emirates		2
Yemen	2	2

**EASTERN EUROPEAN GROUP**



UN MEMBER STATE (SHORT NAME)

UN MEMBER STATE (SHORT NAME)	COMMITTEES		
	Number of Delegates per Committee		
	DISEC	WHO	Max MS Delegates
Azerbaijan		2	2
Croatia	2		2
Georgia	2		2
Russia	2	2	4
Slovenia		2	2

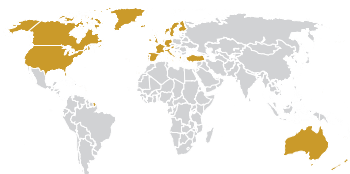
**LATIN AMERICAN AND CARIBBEAN GROUP (GRULAC)**



UN MEMBER STATE (SHORT NAME)

UN MEMBER STATE (SHORT NAME)	COMMITTEES		
	Number of Delegates per Committee		
	DISEC	WHO	Max MS Delegates
Brazil	2	2	4
El Salvador	2		2
Guyana		2	2
Panama		2	2
Peru	2		2
Venezuela (Bolivarian Republic of)	2	2	4

**WESTERN EUROPEAN AND OTHERS GROUP (WEOG)**



UN MEMBER STATE (SHORT NAME)

UN MEMBER STATE (SHORT NAME)	COMMITTEES		
	Number of Delegates per Committee		
	DISEC	WHO	Max MS Delegates
Australia		2	2
Belgium	2		2
France	2		2
Israel		2	2
Netherlands	2		2
Spain		2	2
Switzerland		2	2
United States of America	2		2