




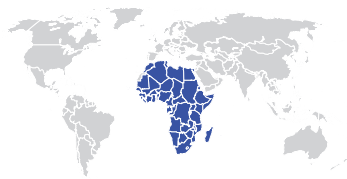
Inspiring youth
to
create a better world

2024 ROME CONFERENCE MATRIX

UPPER ELEMENTARY



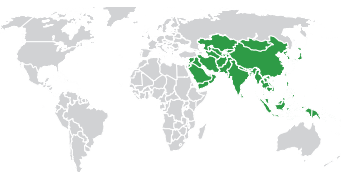
AFRICAN GROUP



UN MEMBER STATE (SHORT NAME)

	COMMITTEES			
	Number of Delegates per Committee			
	ECOFIN	FAO	SOCHUM	Max UE Delegates
Algeria			2	2
Burundi			2	2
Cameroon	2			2
Central African Republic	2	2	2	6
Egypt	2	2	2	6
Gambia		2		2
Kenya	2			2
Morocco	2	2		4
Nigeria	2		2	4
Somalia		2	2	4
South Africa	2	2	2	6
Uganda		2		2

ASIA-PACIFIC GROUP



UN MEMBER STATE (SHORT NAME)

	COMMITTEES			
	Number of Delegates per Committee			
	ECOFIN	FAO	SOCHUM	Max UE Delegates
Afghanistan		2	2	4
China	2	2	2	6
India	2	2		4
Japan	2	2	2	6
Philippines	2	2	2	6
Saudi Arabia	2			2
Singapore			2	2
South Korea (Republic of Korea)	2		2	4
Thailand	2			2
Tonga		2		2
United Arab Emirates			2	2
Yemen		2		2

EASTERN EUROPEAN GROUP

	COMMITTEES			
	Number of Delegates per Committee			
	ECOFIN	FAO	SOCHUM	Max UE Delegates
UN MEMBER STATE (SHORT NAME)				
Czech Republic	2	2	2	6
Poland	2		2	4
Romania		2		2
Ukraine	2	2	2	6

LATIN AMERICAN AND CARIBBEAN GROUP (GRULAC)

	COMMITTEES			
	Number of Delegates per Committee			
	ECOFIN	FAO	SOCHUM	Max UE Delegates
UN MEMBER STATE (SHORT NAME)				
Argentina	2	2	2	6
Brazil	2	2	2	6
Colombia		2	2	4
Ecuador		2		2
Mexico	2			2
Venezuela (Bolivarian Republic of)	2		2	4

WESTERN EUROPEAN AND OTHERS GROUP (WEOG)

	COMMITTEES			
	Number of Delegates per Committee			
	ECOFIN	FAO	SOCHUM	Max UE Delegates
UN MEMBER STATE (SHORT NAME)				
Canada		2		2
France	2	2	2	6
Greece		2		2
Italy	2		2	4
United Kingdom of Great Britain and Northern Ireland	2	2	2	6
United States of America	2		2	4